

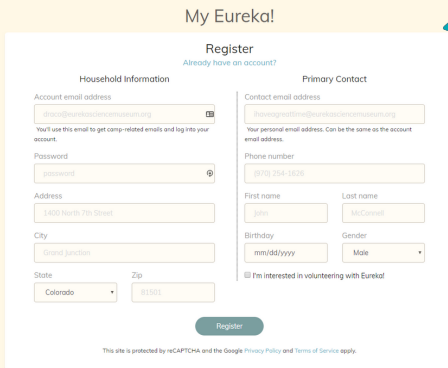
# HOW TO

## Create a Dashboard Account

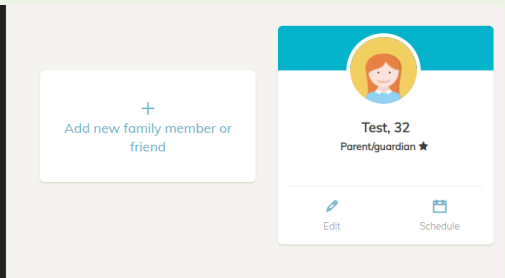
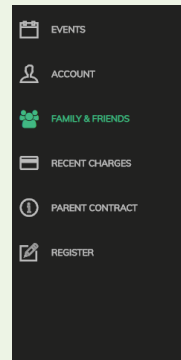
Go to [www.eurekasciencemuseum.org/dashboard](http://www.eurekasciencemuseum.org/dashboard)

### 1. Create an account

Create an account, check your email, and complete your registration. Log in to your new account.



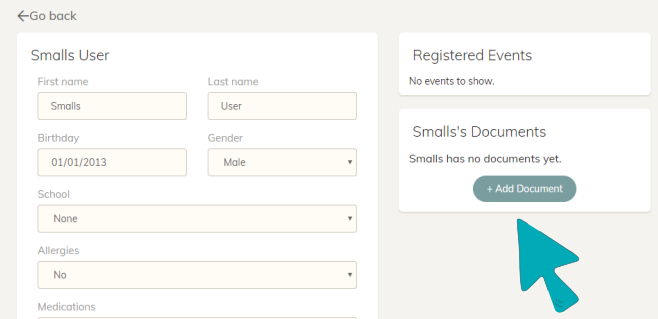
### 2. Add Family and Friends



Create a user for each family member - make sure there are two adults listed as parent/guardians.

If your child attends a D51 school, charter school, or Holy Family, you will not have to upload an immunization record to register your child.

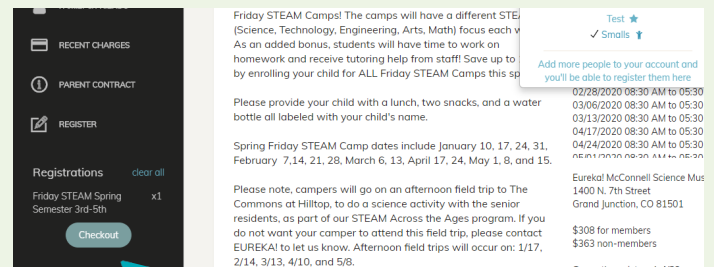
If your child does not attend one of the above-mentioned schools, you will be prompted to upload current immunization records for each child before registering for a program at EUREKA!



### 3. Upload

### 4. Select Events

Select your event, click register, and select the family member to register for each event.

### 5. Checkout!